

CERTIFICATE OF ANALYSIS

Client: Garden State Environmental, Inc.
555 S Broad St. Ste. K
Glen Rock NJ 07452


Report Date: 11/16/2021
Report No.: 647511 - Lead Water
Project: Palisades Park: ECC
Project No.: 8102


Client: GAR373

LEAD WATER SAMPLE ANALYSIS SUMMARY

Lab No.: 7316758 Client No.: PECC-B-S-01A	Location: Basement Faculty Room * Sample acidified to pH <2.	Result(ppb): 2.20
Lab No.: 7316759 Client No.: PECC-1-S-02A	Location: Room 111 * Sample acidified to pH <2.	Result(ppb): 1.00
Lab No.: 7316760 Client No.: PECC-1-S-03A	Location: Room 110 * Sample acidified to pH <2.	Result(ppb): 1.90
Lab No.: 7316761 Client No.: PECC-1-S-04A	Location: Nurse's Office * Sample acidified to pH <2.	Result(ppb): 2.00
Lab No.: 7316762 Client No.: PECC-1-S-05A	Location: Room 108 * Sample acidified to pH <2.	Result(ppb): 1.00
Lab No.: 7316763 Client No.: PECC-1-S-06A	Location: Room 104 * Sample acidified to pH <2.	Result(ppb): <1.00
Lab No.: 7316764 Client No.: PECC-1-S-07A	Location: Room 102 * Sample acidified to pH <2.	Result(ppb): <1.00
Lab No.: 7316765 Client No.: PECC-1-S-08A	Location: Room 103 * Sample acidified to pH <2.	Result(ppb): <1.00
Lab No.: 7316766 Client No.: PECC-1-S-09A	Location: Room 118 * Sample acidified to pH <2.	Result(ppb): 1.00
Lab No.: 7316767 Client No.: PECC-1-B-04A	Location: Outside Kitchen (Right) * Sample acidified to pH <2.	Result(ppb): <1.00

Please refer to the Appendix of this report for further information regarding your analysis.

Date Received: 11/12/2021
Date Analyzed: 11/16/2021
Signature: 
Analyst: Mark Stewart

Approved By: 
Frank E. Ehrenfeld, III
Laboratory Director

CERTIFICATE OF ANALYSIS

Client: Garden State Environmental, Inc.
555 S Broad St. Ste. K
Glen Rock NJ 07452

Client: GAR373

Report Date: 11/16/2021
Report No.: 647511 - Lead Water
Project: Palisades Park: ECC
Project No.: 8102

LEAD WATER SAMPLE ANALYSIS SUMMARY

Lab No.: 7316768 Client No.: PECC-1-B-03A	Location: Outside Kitchen (Left) * Sample acidified to pH <2.	Result(ppb): 1.40
Lab No.: 7316769 Client No.: PECC-1-S-11A	Location: Kitchen 3 Comp (Right) * Sample acidified to pH <2.	Result(ppb): <1.00
Lab No.: 7316770 Client No.: PECC-1-DS-01A	Location: Kitchen 3 Comp (Right) * Sample acidified to pH <2.	Result(ppb): <1.00
Lab No.: 7316771 Client No.: PECC-1-S-10A	Location: Kitchen 3 Comp (Left) * Sample acidified to pH <2.	Result(ppb): 2.90
Lab No.: 7316772 Client No.: PECC-1-S-14A	Location: Kitchen By Kettle * Sample acidified to pH <2.	Result(ppb): 8.90
Lab No.: 7316773 Client No.: PECC-1-K-01A	Location: Kitchen * Sample acidified to pH <2.	Result(ppb): 6.70
Lab No.: 7316774 Client No.: PECC-1-S-12A Note: Sample turbidity >1.0 NTU. Does not meet Federal and NJ State Primary and Secondary Drinking Water Standards.	Location: Kitchen Serving Line * Sample acidified to pH <2.	Result(ppb): 30.6
Lab No.: 7316775 Client No.: PECC-2-S-15A	Location: Room 219 * Sample acidified to pH <2.	Result(ppb): <1.00
Lab No.: 7316776 Client No.: PECC-2-S-16A	Location: Room 218 * Sample acidified to pH <2.	Result(ppb): 1.00
Lab No.: 7316777 Client No.: PECC-2-S-18A	Location: Room 216 * Sample acidified to pH <2.	Result(ppb): 2.40

Please refer to the Appendix of this report for further information regarding your analysis.

Date Received: 11/12/2021
Date Analyzed: 11/16/2021
Signature:
Analyst: Mark Stewart

Approved By:
Frank E. Ehrenfeld, III
Laboratory Director

CERTIFICATE OF ANALYSIS

Client: Garden State Environmental, Inc.
555 S Broad St. Ste. K
Glen Rock NJ 07452


Report Date: 11/16/2021
Report No.: 647511 - Lead Water
Project: Palisades Park: ECC
Project No.: 8102


Client: GAR373

LEAD WATER SAMPLE ANALYSIS SUMMARY

Lab No.: 7316778 Client No.: PECC-2-S-19A	Location: Room 212 * Sample acidified to pH <2.	Result(ppb): 2.00
Lab No.: 7316779 Client No.: PECC-2-S-21A	Location: Room 209 * Sample acidified to pH <2.	Result(ppb): 1.10
Lab No.: 7316780 Client No.: PECC-2-S-22A	Location: Room 210 * Sample acidified to pH <2.	Result(ppb): 1.30
Lab No.: 7316781 Client No.: PECC-FBA	Location: Field Blank * Sample acidified to pH <2.	Result(ppb): <1.00

Please refer to the Appendix of this report for further information regarding your analysis.

Date Received: 11/12/2021
Date Analyzed: 11/16/2021
Signature: 
Analyst: Mark Stewart

Approved By: 
Frank E. Ehrenfeld, III
Laboratory Director

CERTIFICATE OF ANALYSIS

Client: Garden State Environmental, Inc.
555 S Broad St. Ste. K
Glen Rock NJ 07452

Client: GAR373

Report Date: 11/16/2021
Report No.: 647511 - Lead Water
Project: Palisades Park: ECC
Project No.: 8102

Appendix to Analytical Report:

Customer Contact: Send ALL Lab Reports
Analysis: AAS-GF - ASTM D3559-08D

This appendix seeks to promote greater understanding of any observations, exceptions, special instructions, or circumstances that the laboratory needs to communicate to the client concerning the above samples. The information below is used to help promote your ability to make the most informed decisions for you and your customers. Please note the following points of contact for any questions you may have.

iATL Customer Service: customerservice@iatl.com
iATL Office Manager: ?wchampion@iatl.com
iATL Account Representative: Kelly Klippel
Sample Login Notes: See Batch Sheet Attached
Sample Matrix: Water
Exceptions Noted: See Following Pages

General Terms, Warrants, Limits, Qualifiers:

General information about iATL capabilities and client/laboratory relationships and responsibilities are spelled out in iATL policies that are listed at www.iATL.com and in our Quality Assurance Manual per ISO 17025 standard requirements. The information therein is a representation of iATL definitions and policies for turnaround times, sample submittal, collection media, blank definitions, quantification issues and limit of detection, analytical methods and procedures, sub-contracting policies, results reporting options, fees, terms, and discounts, confidentiality, sample archival and disposal, and data interpretation.

iATL warrants the test results to be of a precision normal for the type and methodology employed for each sample submitted. iATL disclaims any other warrants, expressed or implied, including warranty of fitness for a particular purpose and warranty of merchantability. iATL accepts no legal responsibility for the purpose for which the client uses test results. Any analytical work performed must be governed by our Standard Terms and Conditions. Prices, methods and detection limits may be changed without notification. Please contact your Customer Service Representative for the most current information.

This confidential report relates only to those item(s) tested and does not represent an endorsement by NIST-NVLAP, AIHA LAP LLC, or any agency of local, state or province governments nor of any agency of the U.S. government.

This report shall not be reproduced except in full, without written approval of the laboratory.

Information Pertinent to this Report:

Analysis by AAS Graphite Furnace:

- ASTM D3559-08D

Certification:

- NYS-DOH No. 11021

- NJDEP No. 03863

Note: These methods are analytically equivalent to iATL's accredited method;

- USEPA 40CFR 141.11B

- USEPA 200.9 Pb, AAS-GF, RL <2 ppb/sample

- USEPA SW 846-7421 - Pb(AAS-GF, RL <2 ppb/sample)

Regulatory limit for lead in drinking water is 15.0 parts per billion as cited in EPA 40 CFR 141.11 National Primary Drinking Water Regulations, Subpart B: Maximum contaminant levels for inorganic chemicals.

All results are based on the samples as received at the lab. iATL assumes that appropriate sampling methods have been used and that the data upon which these results are based have been accurately supplied by the client.

Sample results are not corrected for contamination by field or analytical blanks.

PPB = Parts per billion. 1 µg/L = 1 ppb MDL = 0.24 PPB Reporting Limit (RL) = 1.0 PPB

CERTIFICATE OF ANALYSIS

Client: Garden State Environmental, Inc.
555 S Broad St. Ste. K
Glen Rock NJ 07452

Report Date: 11/16/2021
Report No.: 647511 - Lead Water
Project: Palisades Park: ECC
Project No.: 8102

Client: GAR373

Disclaimers / Qualifiers:

There may be some samples in this project that have a "NOTE:" associated with a sample result. We use added disclaimers or qualifiers to inform the client about something that requires further explanation. Here is a complete list with highlighted disclaimers pertinent to this project. For a full explanation of these and other disclaimers, please inquire at customerservice@iatl.com.

Matrix spiking is performed on each client batch to determine if interferences could impact results. When spike recoveries fall out of acceptable range matrix interference is suspected and samples are diluted until acceptable spike recovery can be achieved. Reporting limits will increase by the same degree as the dilution required.

Note: Sample dilution required due to matrix interference.

Water Sample Turbidity greater than 1.0 NTU does not meet Federal and NJ State Primary & Secondary Drinking Water Standards.

* ASTM D3559 (D) calls for the addition of acid at the time of sampling. Unless so noted on the chain of custody by the client iATL acidifies samples to a pH of <2 at least 24 hours prior to analysis.